



Project name: Suntag 2019-2020	Organisation: Suntag Australia Incorporated
--	---

MILESTONE REPORT:	QUARTER 2 (Q2)
REPORT PERIOD:	OCTOBER-DECEMBER 2019
MILESTONE DATE:	31 JANUARY 2020
REPORT DATE:	17 JANUARY 2020
REPORT PREPARED BY:	BILL SAWYNOK

MILESTONE REPORT REQUIREMENTS

Suntag

1. The number of registered taggers in the Queensland program
2. Number of new taggers in program
3. Number of fish tagged each quarter by species
4. Number of tag recaptures by species

Targets for 2019-20

1. Tag 20,000 fish
2. Record 1,500 recaptures
3. Registered taggers in range of 400-500
4. Upgrade database
5. Provide data to researchers and others

MILESTONE Q2 REPORT - SUMMARY

SUNTAG SUMMARY 2019-2020

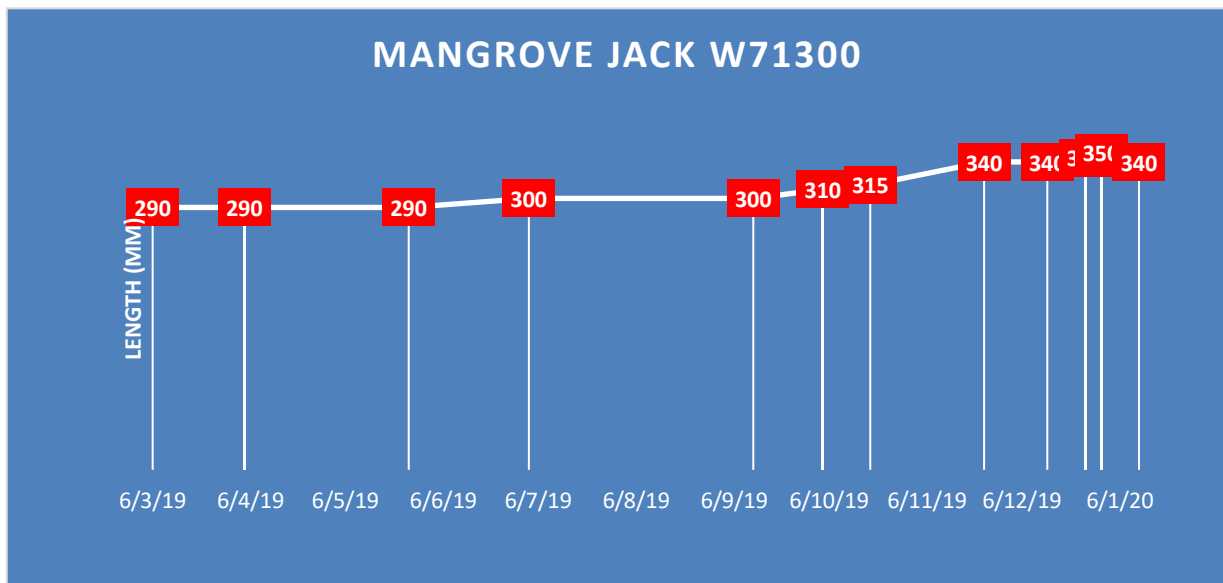
SUMMARY OF YEAR NUMBERS

MEASURE	Q1	Q2	2019-20
REGISTERED TAGGERS	439	430	430
NEW TAGGERS	27	23	50
ACTUAL TAGGERS	207	295	392
FISH TAGGED	3,851	4,662	8,513
FISH RECAPTURED	307	534	841

Suntag Q2

Highlights for the quarter at 31 December 2019 were:

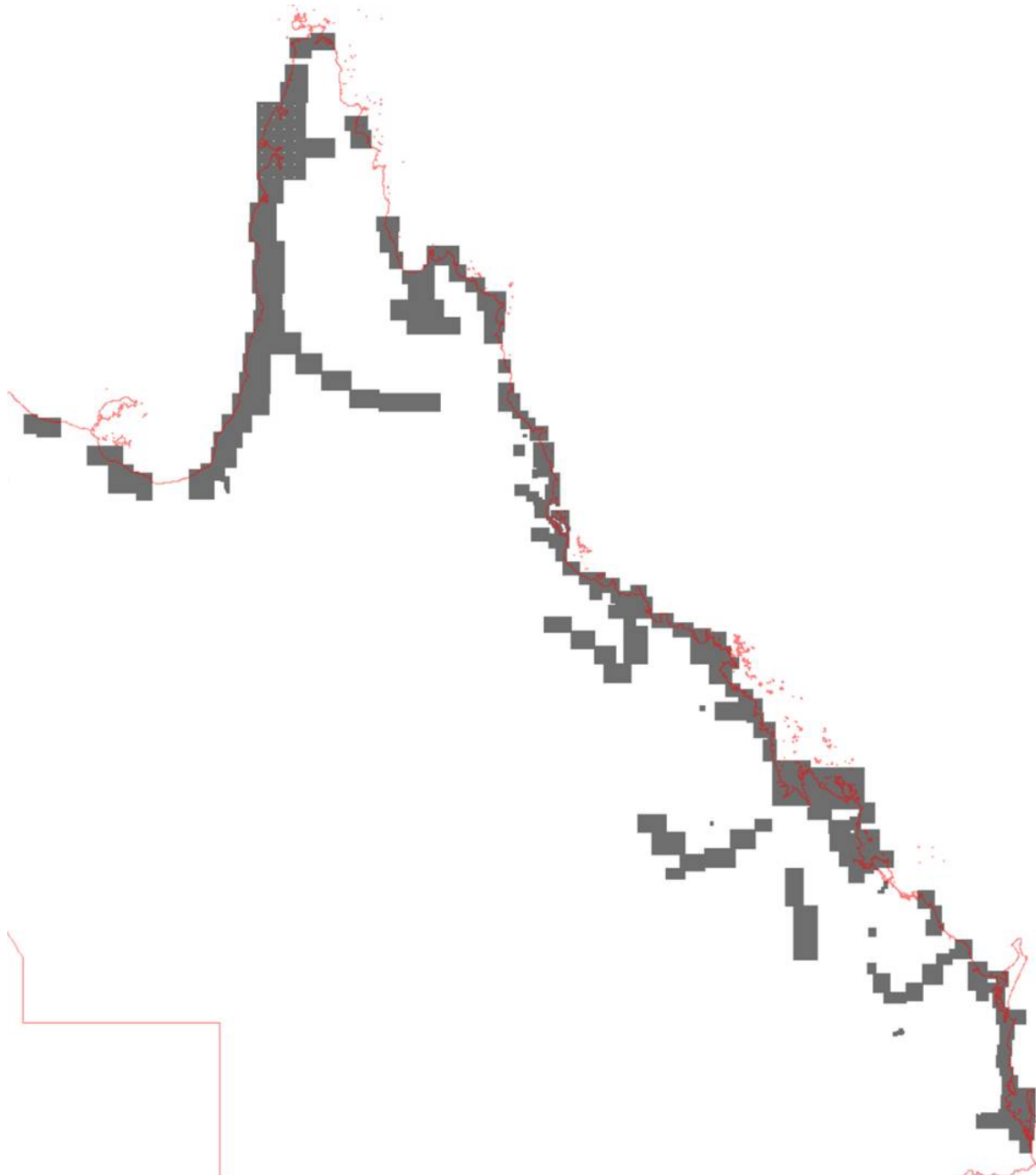
- Grant funds of \$20,000 were received in Oct 2019
- The number of registered taggers at the end of Q2 was 430
- Number of taggers actually tagging fish was 295 for Q2 and 392 for the year
- There were 4,662 fish tagged in Q2 and 8,513 for the year which is below the target of 5,000 per quarter - numbers for Q2 will increase with late returns
- Recaptures were 534 for Q2 and 841 for the year which is on target
- Database upgrade has been slowed due to other work commitments however 309 tag maps have been upgraded and are available through Google Earth
- Mangrove Jack W71300 was recaptured 11 times in 10 months from Mar 2019 to early 2020



Data requests Q2

Data requests for the quarter were:

- 298,185 Barramundi tag and recapture records were provided to Fisheries Queensland for use in a number of projects
- 250 tag grid maps were also provided to Fisheries Queensland (see accompanying map) to allow Barramundi data to be used in GIS
- Recapture rates for Bream, Flathead and Bass were provided to the Victoria Fisheries Authority for use in a tagged fish competition design



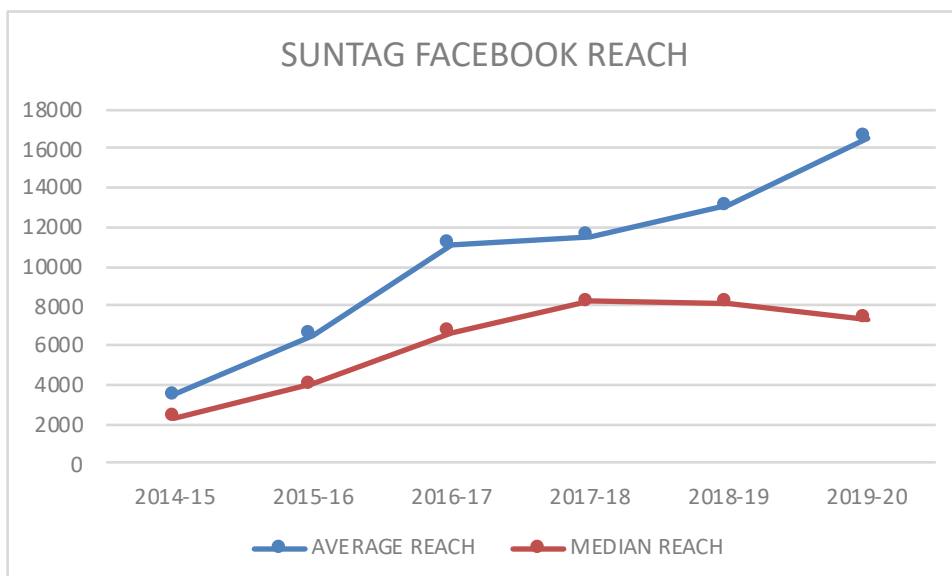
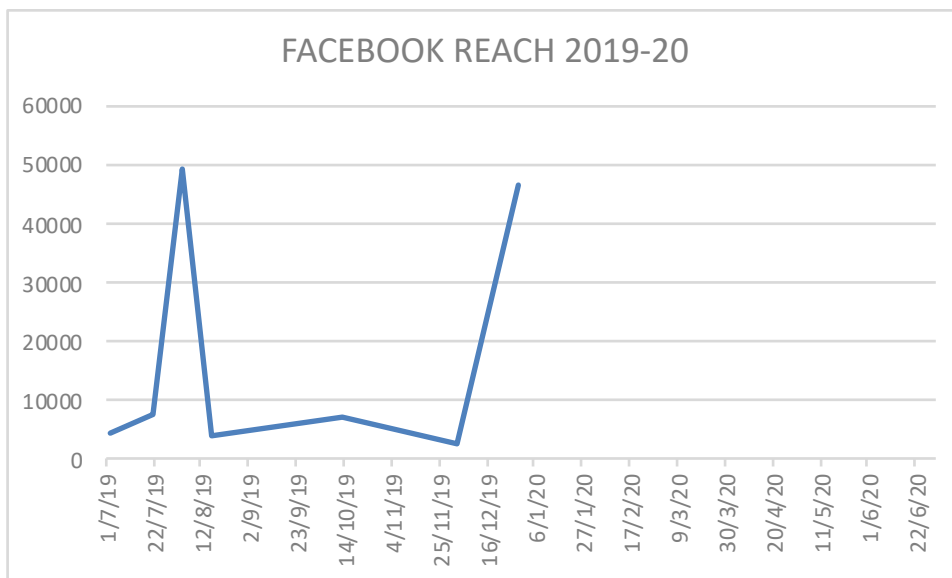
Map showing grid maps where Barramundi were tagged

Suntag Facebook page Q2

The Suntag Facebook page continues to have a wide reach. Graphs show the reach of individual posts and the increase in reach over the past 6 years. Statistics for the current year and previous year are shown in the accompanying table.

The average reach per post for Q2 was 18,933 with an average for the year of 17,458. Total reach for the 6 posts for the year was 131,101.

Period	Posts 2019-20	Average reach 2019-20	Average reach 2018-19	Average reach 2017-18
Q1	4	16,353	29,455	16,815
Q2	3	18,933	5,526	14,870
Q3			11,996	6,490
Q4			11,515	6,785
Year	7	17,458	13,101	11,565

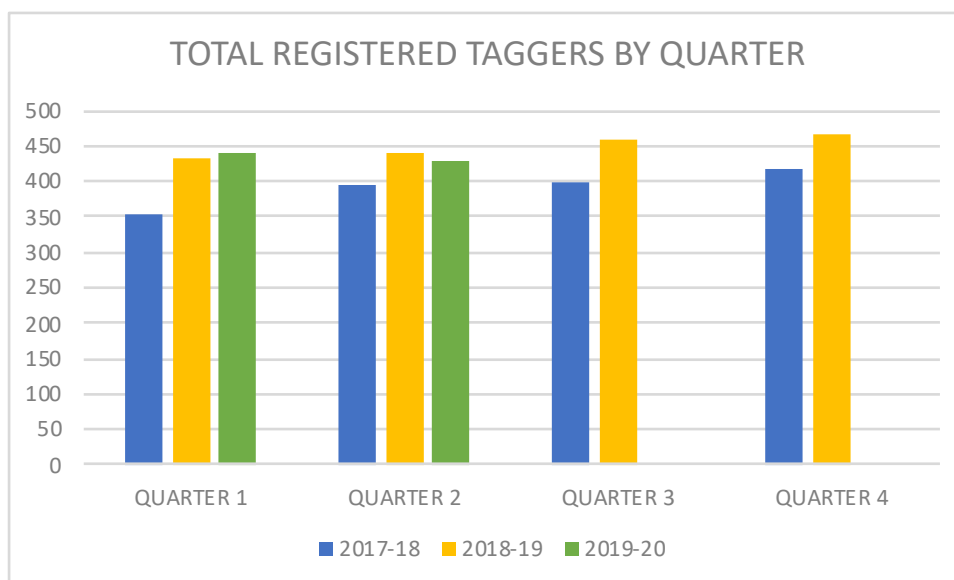


SUNTAG - REPORTING MILESTONE REQUIREMENT 1

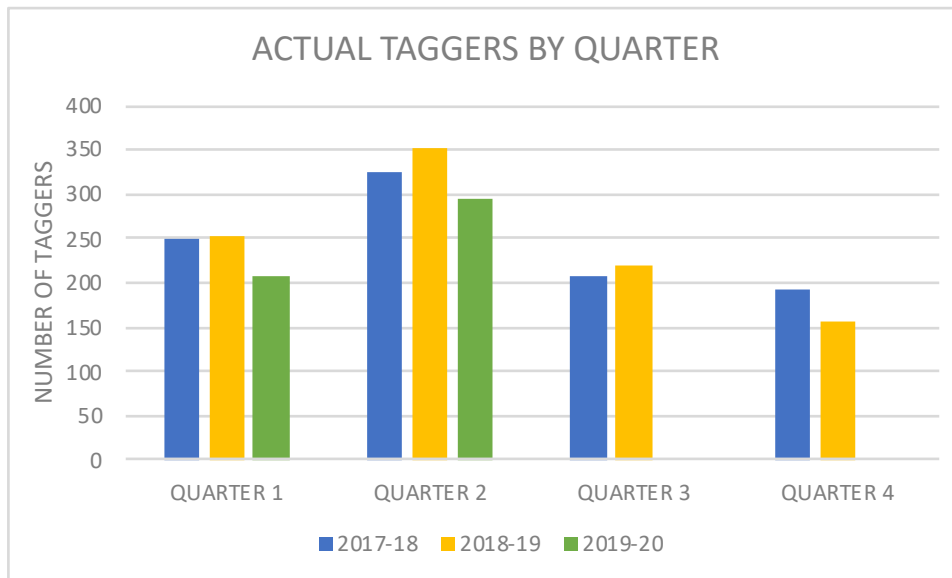
The number of registered taggers in the Queensland program

The following are the numbers of taggers registered at the end of each quarter and the number of fishers that actually tagged fish each quarter. Taggers are now registered on an annual basis for 1 year from date of joining. Numbers fluctuate with new members joining being offset by some members not renewing.

Period	Registered taggers 2019-20	Registered taggers 2018-19	Registered taggers 2017-18
Q1	439	430	352
Q2	430	441	396
Q3		459	399
Q4		467	419
Year	430	467	419



Period	Actual taggers 2019-20	Actual taggers 2018-19	Actual taggers 2017-18
Q1	207	244	249
Q2	295	330	324
Q3		221	207
Q4		156	193
Year	392	689	589

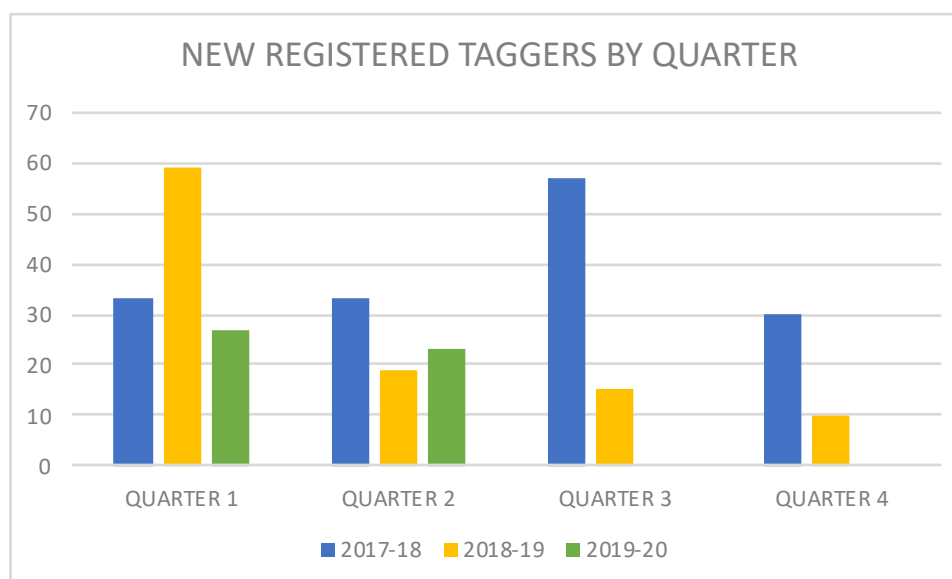


SUNTAG - REPORTING MILESTONE REQUIREMENT 2

Number of new taggers in the program

The following are the numbers of new taggers registered each quarter compared with the numbers in the previous year. Taggers are now registered on an annual basis for 1 year from date of joining. Numbers fluctuate with new members joining being offset by some members not renewing.

Period	New taggers 2019-20	New taggers 2018-19	New taggers 2017-18
Q1	27	59	33
Q2	23	19	33
Q3		15	57
Q4		10	30
Year	50	103	153



The following 54 clubs (some members), stocking groups, fishing businesses and others are registered with Suntag or have used the services of Suntag for tagging and monitoring in 2019-2020:

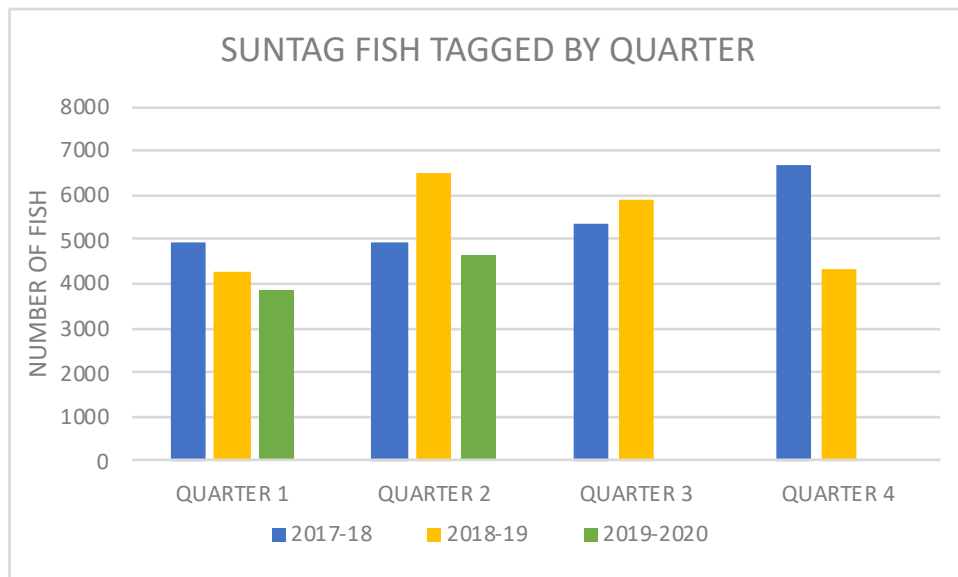
- Suntaggers (individual members)
- Capricorn Tag and Release Sportfishing Club (Captag)
- Gladstone Sportfishing Club
- Brisbane Valley Anglers
- Ipswich United Sportfishing Club
- Southern Brisbane Sportfishing Club
- Bundaberg Sportfishing Club
- Mossman Sportfishing Club
- Endeavour Sportfishing Club
- Townsville Saltwater Fisherman's Club
- Townsville Sportfishing Club
- Hinchinbrook Sportfishing Club
- Pine Rivers Fish Management Association
- SEQ Water
- Fitzroy River Fish Stocking Association
- Mackay Area Fish Stocking Association
- Mackay Recreational Fishing Alliance
- Catchment Solutions
- Emerald Fish Stocking Association
- Gladstone Area Water Board
- Bond University
- Rockhampton Regional Council
- Gladstone Ports Corporation
- Mackenzie River Fish Stocking Association
- Monduran Anglers and Stocking Association
- Twin Cities Fish Stocking Association
- Lake Moondarra Fish Stocking Association
- Cairns Area Fish Stocking Association
- Tablelands Fish Stocking Association
- Lake Borumba Fish Stocking Association
- Cungulla Fishing Club
- Holloways Beach Environmental Education Centre
- Lively Lures
- Fishing Monthly
- Stones Corner Marine
- Rocky Barra Bounty
- Boyne Tannum Hookup
- Women That Fish
- Extreme Fishing Solutions
- CQ Fishing Adventures
- Copperlode Fish and Kayak
- ABT fishing tournaments
- Bait Tackle Store
- Hooked Fishing Charters
- Gladstone Fly and Sportfishing
- Fish that Snag
- Hard Yakka Kayaker
- Crazy Tail Twisted Leaders
- Twin River Lures
- Ingham Rod and Reel Fishing Club
- Casting Cowboys
- Barra World
- Rustys Barra Charters

SUNTAG - REPORTING MILESTONE REQUIREMENT 3

Number of fish tagged each quarter by species

The numbers of fish tagged each quarter and the numbers of fish tagged by species are shown below. The numbers in some quarters will continue to increase as late records are submitted, particularly for Q2.

Period	Fish tagged 2019-20	Fish tagged 2018-19	Fish tagged 2017-18
Q1	3,851	4,292	4,928
Q2	4,662	6,529	4,950
Q3		5,892	5,366
Q4		4,314	6,672
Year	8,513	21,027	21,916



FISH TAGGED BY SPECIES

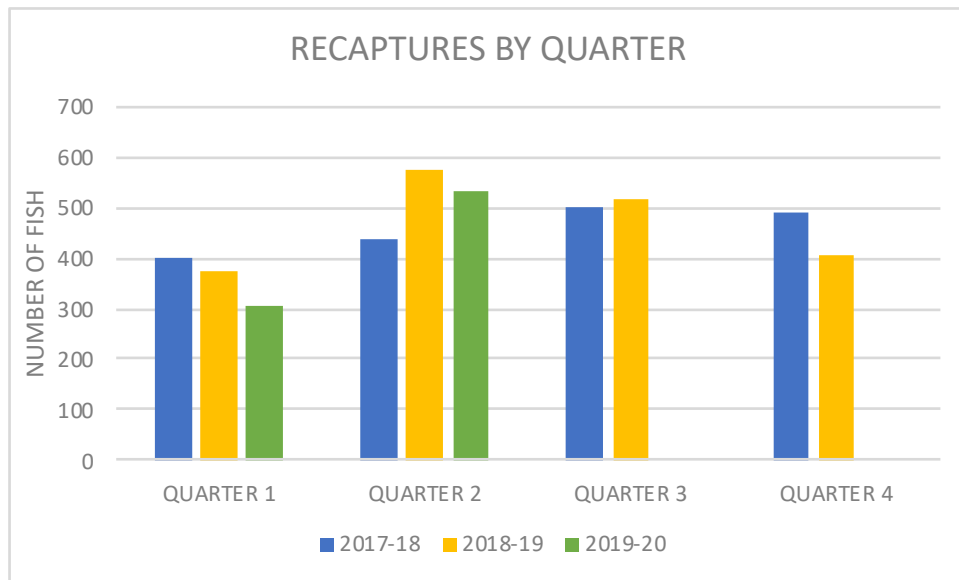
SPECIES	Q1	Q2	Q3	Q4	TOTAL
BARRAMUNDI	1005	1075			2080
AUSTRALIAN BASS	557	917			1474
DUSKY FLATHEAD	570	269			839
MANGROVE JACK	164	512			676
BARRED JAVELIN	109	354			463
YELLOWFIN BREAM	207	170			377
GOLDSPOTTED ROCKCOD	113	209			322
PIKEY BREAM	109	192			301
BLACKSPOTTED ROCKCOD	134	152			286
BLUE THREADFIN	120	53			173
KING THREADFIN	58	104			162
GOLDEN PERCH	6	147			153
GIANT TREVALLY	62	66			128
GOLDEN SNAPPER	73	50			123
SNAPPER	75	19			94
RED EMPEROR	60	13			73
SPECKLED JAVELIN	7	59			66
PEARL PERCH	45	19			64
SOOTY GRUNTER	41	22			63
GRASS EMPEROR	35	15			50
REDTHROAT EMPEROR	34	11			45
MULLOWAY	21	19			40
SOUTHERN SARATOGA	8	30			38
BARCHEEK CORAL TROUT	27	5			32
BLACK JEWFISH	7	23			30
SPANGLED EMPEROR	25	2			27
MURRAY COD	19	7			26
QUEENFISH	15	6			21
SWALLOWTAIL DART	19	0			19
CRIMSON SNAPPER	0	18			18
OTHER SPECIES	126	124			250
TOTALS	3851	4662	0	0	8513

SUNTAG - REPORTING MILESTONE REQUIREMENT 4

Number of tag recaptures

The following are the numbers of recaptures for each quarter and the numbers of recaptures for each species. The numbers in some quarters will increase with late reporting of recaptures.

Period	Fish recaptured 2019-20	Fish recaptured 2018-19	Fish recaptured 2017-18
Q1	307	374	398
Q2	534	576	435
Q3		518	498
Q4		406	492
Year	841	1,874	1,823



FISH RECAPTURED BY SPECIES

SPECIES	Q1	Q2	Q3	Q4	TOTAL
BARRAMUNDI	93	188			281
AUSTRALIAN BASS	99	135			234
MANGROVE JACK	13	59			72
DUSKY FLATHEAD	27	15			42
KING THREADFIN	13	18			31
GOLDSPOTTED ROCKCOD	8	23			31
PIKEY BREEM	9	15			24
BLACKSPOTTED ROCKCOD	4	13			17
BARRED JAVELIN	4	11			15
GOLDEN PERCH	4	10			14
RED EMPEROR	8	4			12
YELLOWFIN BREEM	4	4			8
GIANT TREVALLY	3	4			7
GOLDEN SNAPPER	1	5			6
MULLOWAY	3	2			5
REDTHROAT EMPEROR	3	0			3
SNAPPER	2	1			3
SADDLETAIL SNAPPER	2	1			3
GRASS EMPEROR	1	1			2
OTHER SPECIES	6	25			31
TOTALS	307	534	0	0	841