



LAKE BELMORE STOCKED BARRAMUNDI 2005-2020

2020 REVIEW

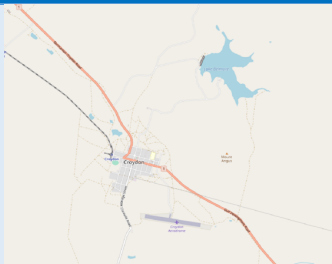
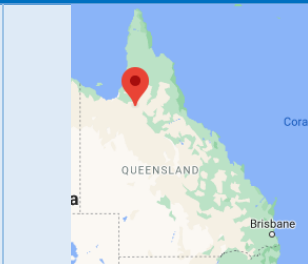

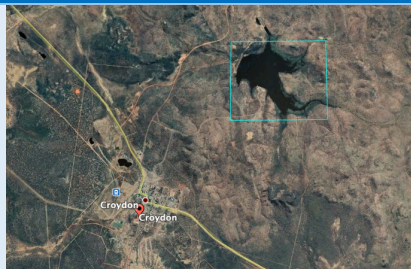
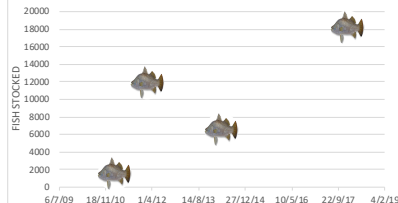
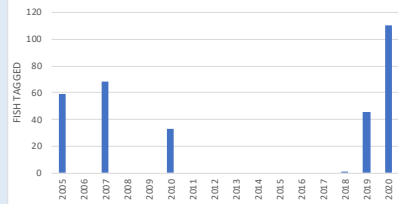
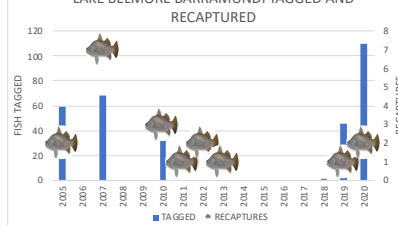
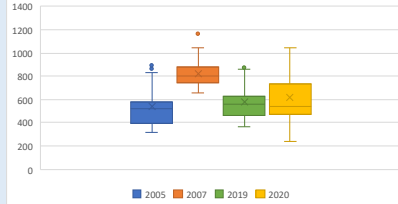
AVAILABLE		AVAILABLE	
Species		Barramundi	
Stocked fish numbers	✓	Release dates	✓
Tagged fish	✓	Recaptures	✓
Fish sizes	✓	Growth	✓
Movement		Postcodes	✓

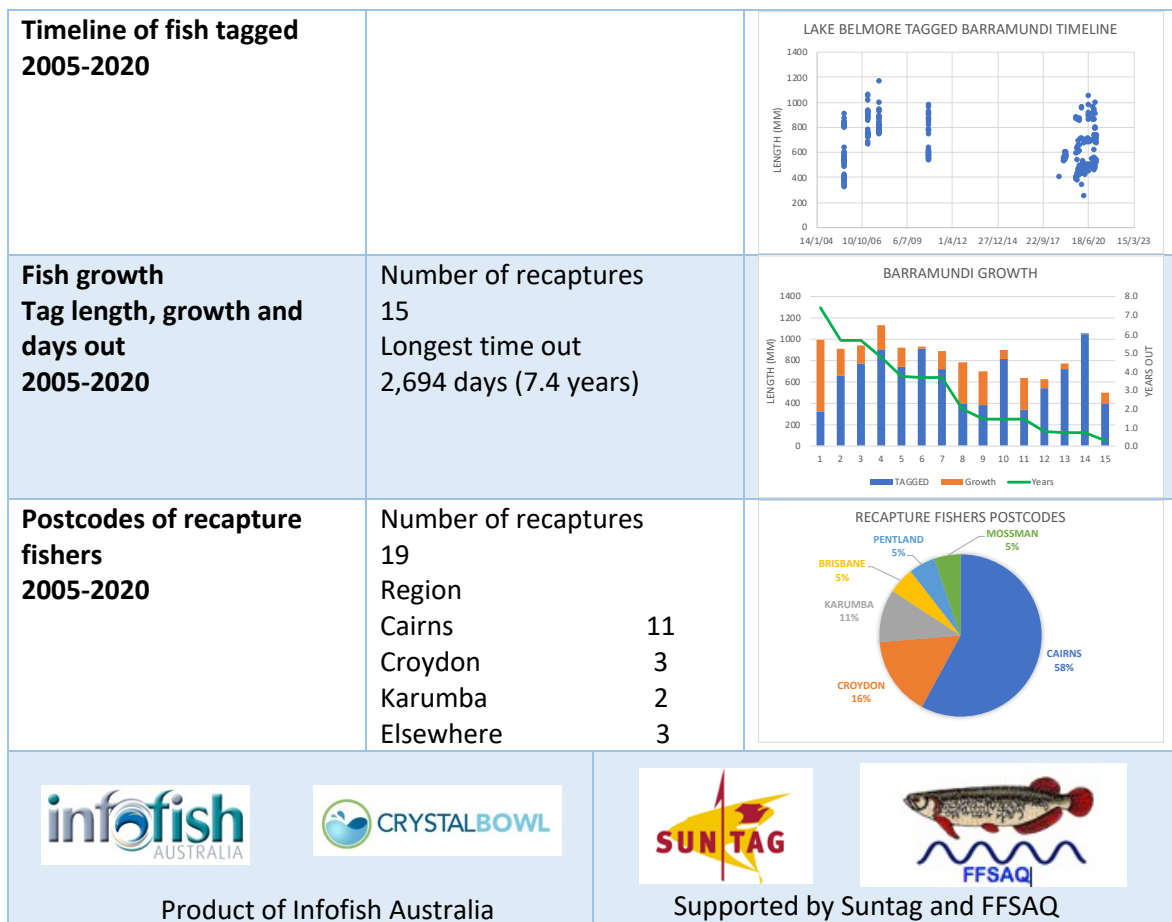
Summary

- Lake Belmore is the water supply for the town of Croydon on the Gulf Development Road in North Queensland
- It has been intermittently stocked with Barramundi however the stocking history prior to 2011 is unknown
- In 2005, 2007 and 2010 Fisheries Queensland undertook electrofishing surveys where fish were tagged and recaptures recorded
- Fish tagged in 2019 and 2020 were tagged by Suntag volunteers
- From 2005-2020 there were 331 fish tagged and 19 recaptures recorded (6.0%)
- Average lengths of fish tagged ranged from 544mm in 2005 to 821mm in 2007 with the average length of 619mm in 2020
- Fish growth was very variable with 1 fish growing from 320mm in 2005 to 1000mm in 2013 and was the longest time out for a recaptured fish being 7.4 years
- Due to the small size of the lake internal movement was not recorded and no recaptures have been recorded from elsewhere
- Postcodes of fishers recapturing fish were mostly from Cairns (58%) (Fisheries Queensland staff recapturing fish during electrofishing surveys), Croydon (16%) and Karumba (11%)

Infotish Australia

March 2021

LAKE BELMORE	LOCATION	BARRAMUNDI																																																																	
																																																																			
MEASURE	ACTUAL	GRAPH																																																																	
Surface area	Surface area 118ha Grid map LBC Grid A1																																																																		
Fish stocked 2011-2018	<table><tr><td>Year</td><td>Fingerlings</td></tr><tr><td>2011</td><td>1500</td></tr><tr><td>2012</td><td>11800</td></tr><tr><td>2014</td><td>6500</td></tr><tr><td>2018</td><td>18123</td></tr><tr><td>Total</td><td>37923</td></tr></table>	Year	Fingerlings	2011	1500	2012	11800	2014	6500	2018	18123	Total	37923	<p>LAKE BELMORE BARRAMUNDI RELEASE DATES</p>  <table><tr><th>Date</th><th>Fish Stocked</th></tr><tr><td>6/7/09</td><td>2000</td></tr><tr><td>18/11/10</td><td>12000</td></tr><tr><td>1/4/12</td><td>12000</td></tr><tr><td>14/8/13</td><td>7000</td></tr><tr><td>27/12/14</td><td>18000</td></tr><tr><td>10/5/16</td><td>0</td></tr><tr><td>22/9/17</td><td>0</td></tr><tr><td>4/2/19</td><td>0</td></tr></table>	Date	Fish Stocked	6/7/09	2000	18/11/10	12000	1/4/12	12000	14/8/13	7000	27/12/14	18000	10/5/16	0	22/9/17	0	4/2/19	0																																			
Year	Fingerlings																																																																		
2011	1500																																																																		
2012	11800																																																																		
2014	6500																																																																		
2018	18123																																																																		
Total	37923																																																																		
Date	Fish Stocked																																																																		
6/7/09	2000																																																																		
18/11/10	12000																																																																		
1/4/12	12000																																																																		
14/8/13	7000																																																																		
27/12/14	18000																																																																		
10/5/16	0																																																																		
22/9/17	0																																																																		
4/2/19	0																																																																		
Fish tagged 2005-2020	<table><tr><td>Year</td><td>Tagged</td></tr><tr><td>2005</td><td>59</td></tr><tr><td>2007</td><td>68</td></tr><tr><td>2010</td><td>33</td></tr><tr><td>2019</td><td>46</td></tr><tr><td>2020</td><td>110</td></tr><tr><td>Total</td><td>317</td></tr></table>	Year	Tagged	2005	59	2007	68	2010	33	2019	46	2020	110	Total	317	<p>LAKE BELMORE TAGGED BARRAMUNDI</p>  <table><tr><th>Year</th><th>Fish Tagged</th></tr><tr><td>2005</td><td>59</td></tr><tr><td>2006</td><td>0</td></tr><tr><td>2007</td><td>68</td></tr><tr><td>2008</td><td>0</td></tr><tr><td>2009</td><td>0</td></tr><tr><td>2010</td><td>33</td></tr><tr><td>2011</td><td>0</td></tr><tr><td>2012</td><td>0</td></tr><tr><td>2013</td><td>0</td></tr><tr><td>2014</td><td>0</td></tr><tr><td>2015</td><td>0</td></tr><tr><td>2016</td><td>0</td></tr><tr><td>2017</td><td>0</td></tr><tr><td>2018</td><td>0</td></tr><tr><td>2019</td><td>46</td></tr><tr><td>2020</td><td>110</td></tr></table>	Year	Fish Tagged	2005	59	2006	0	2007	68	2008	0	2009	0	2010	33	2011	0	2012	0	2013	0	2014	0	2015	0	2016	0	2017	0	2018	0	2019	46	2020	110																	
Year	Tagged																																																																		
2005	59																																																																		
2007	68																																																																		
2010	33																																																																		
2019	46																																																																		
2020	110																																																																		
Total	317																																																																		
Year	Fish Tagged																																																																		
2005	59																																																																		
2006	0																																																																		
2007	68																																																																		
2008	0																																																																		
2009	0																																																																		
2010	33																																																																		
2011	0																																																																		
2012	0																																																																		
2013	0																																																																		
2014	0																																																																		
2015	0																																																																		
2016	0																																																																		
2017	0																																																																		
2018	0																																																																		
2019	46																																																																		
2020	110																																																																		
Fish recaptured 2005-2020	<table><tr><td>Year</td><td>Recaptured</td></tr><tr><td>2005</td><td>2</td></tr><tr><td>2007</td><td>7</td></tr><tr><td>2010</td><td>3</td></tr><tr><td>2011-13</td><td>4</td></tr><tr><td>2019-20</td><td>3</td></tr><tr><td>Total</td><td>19 (6.0%)</td></tr></table>	Year	Recaptured	2005	2	2007	7	2010	3	2011-13	4	2019-20	3	Total	19 (6.0%)	<p>LAKE BELMORE BARRAMUNDI TAGGED AND RECAPTURED</p>  <table><tr><th>Year</th><th>Tagged</th><th>Recaptures</th></tr><tr><td>2005</td><td>59</td><td>2</td></tr><tr><td>2006</td><td>0</td><td>0</td></tr><tr><td>2007</td><td>68</td><td>7</td></tr><tr><td>2008</td><td>0</td><td>0</td></tr><tr><td>2009</td><td>0</td><td>0</td></tr><tr><td>2010</td><td>33</td><td>3</td></tr><tr><td>2011</td><td>0</td><td>0</td></tr><tr><td>2012</td><td>0</td><td>0</td></tr><tr><td>2013</td><td>0</td><td>0</td></tr><tr><td>2014</td><td>0</td><td>0</td></tr><tr><td>2015</td><td>0</td><td>0</td></tr><tr><td>2016</td><td>0</td><td>0</td></tr><tr><td>2017</td><td>0</td><td>0</td></tr><tr><td>2018</td><td>0</td><td>0</td></tr><tr><td>2019</td><td>46</td><td>3</td></tr><tr><td>2020</td><td>110</td><td>3</td></tr></table>	Year	Tagged	Recaptures	2005	59	2	2006	0	0	2007	68	7	2008	0	0	2009	0	0	2010	33	3	2011	0	0	2012	0	0	2013	0	0	2014	0	0	2015	0	0	2016	0	0	2017	0	0	2018	0	0	2019	46	3	2020	110	3
Year	Recaptured																																																																		
2005	2																																																																		
2007	7																																																																		
2010	3																																																																		
2011-13	4																																																																		
2019-20	3																																																																		
Total	19 (6.0%)																																																																		
Year	Tagged	Recaptures																																																																	
2005	59	2																																																																	
2006	0	0																																																																	
2007	68	7																																																																	
2008	0	0																																																																	
2009	0	0																																																																	
2010	33	3																																																																	
2011	0	0																																																																	
2012	0	0																																																																	
2013	0	0																																																																	
2014	0	0																																																																	
2015	0	0																																																																	
2016	0	0																																																																	
2017	0	0																																																																	
2018	0	0																																																																	
2019	46	3																																																																	
2020	110	3																																																																	
Tag lengths 2005-2020	<table><tr><td>Year</td><td>Average (mm)</td></tr><tr><td>2005</td><td>544</td></tr><tr><td>2007</td><td>821</td></tr><tr><td>2019</td><td>575</td></tr><tr><td>2017</td><td>619</td></tr></table>	Year	Average (mm)	2005	544	2007	821	2019	575	2017	619	<p>LAKE BELMORE BARRAMUNDI LENGTHS (MM)</p>  <table><tr><th>Year</th><th>Average Length (mm)</th></tr><tr><td>2005</td><td>544</td></tr><tr><td>2007</td><td>821</td></tr><tr><td>2019</td><td>575</td></tr><tr><td>2020</td><td>619</td></tr></table>	Year	Average Length (mm)	2005	544	2007	821	2019	575	2020	619																																													
Year	Average (mm)																																																																		
2005	544																																																																		
2007	821																																																																		
2019	575																																																																		
2017	619																																																																		
Year	Average Length (mm)																																																																		
2005	544																																																																		
2007	821																																																																		
2019	575																																																																		
2020	619																																																																		



DATA SOURCES

Data used in the Lake Belmore stocked Barramundi Crystal Bowl:

- Tag records and recapture records for Lake Belmore at <http://crystalbowl.infishaustralia.com.au/>

BASIS FOR ANALYSIS

- Tag locations based on Infish grid map LBC for the lake with a single grid A1 covering the lake due to its small size
- Growth based on fish out for 90 or more days and had positive growth