

LAKE MANCHESTER REVIEW 2025

INFORMATION RATING



Stocking group: Brisbane Valley Anglers Fish Stocking Association

Species stocked: Australian Bass, Mary River Cod

Stocking timeframe: 2015-2024

Fish timeframe: 2017-2025

Fisher timeframe: 2021-2025

SEQwater link: <https://www.seqwater.com.au/things-to-do/fishing/fishing-lake-manchester>

Scroll through the dashboard to cover all subjects or for information on a specific subject go to:

[LAKE MANCHESTER OVERVIEW](#)

[LAKE MANCHESTER LOCATION](#)

[ENVIRONMENTAL CONDITIONS](#)


[FISHERS](#)

[FISH STOCKED](#)

[AUSTRALIAN BASS](#)

[MARY RIVER COD](#)

[AUSTRALIAN BASS](#)



Product of Infofish Australia

Supported by Suntag, FFSAQ and BVA

LAKE MANCHESTER OVERVIEW


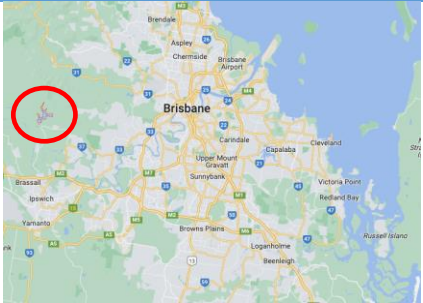
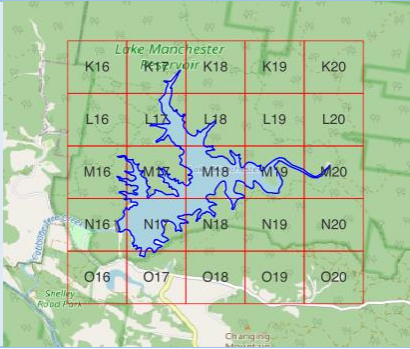
Lake Manchester was first stocked in 2015 and since then there have been 39K Bass and 2.5K Mary River Cod released.

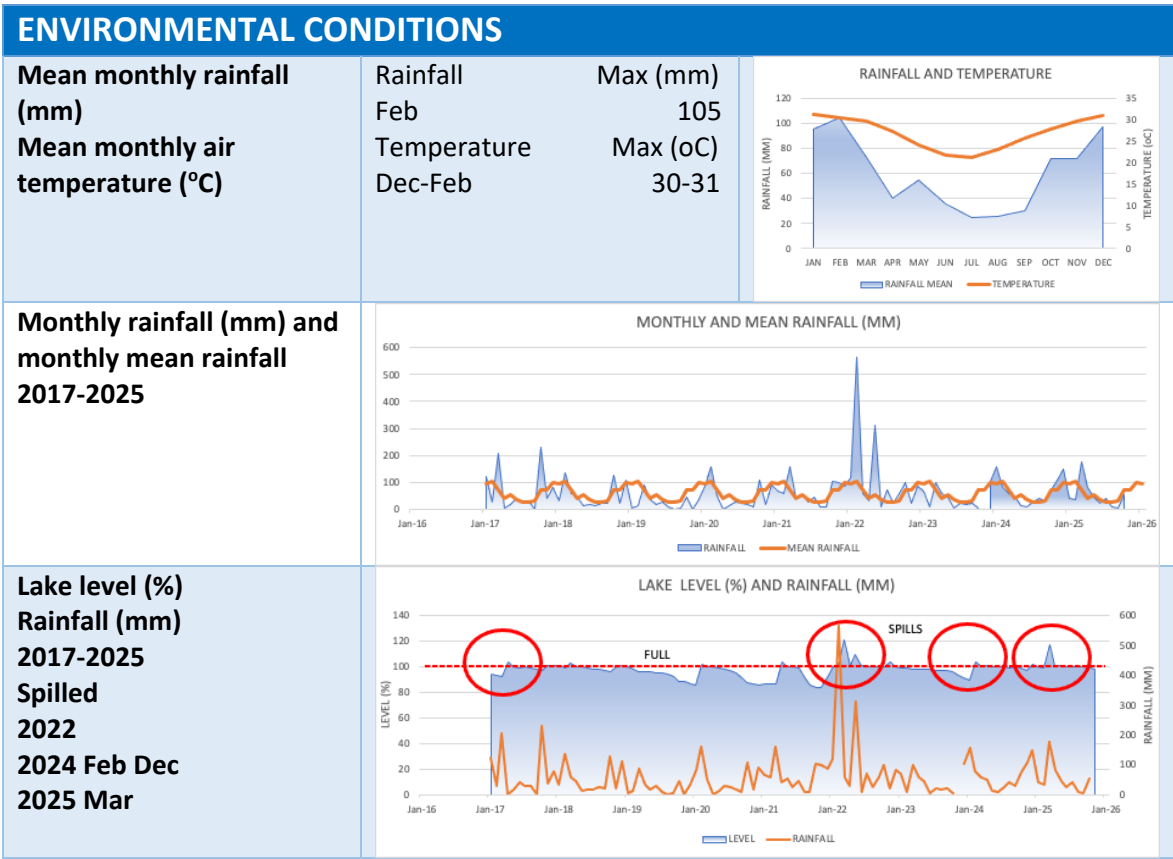
Fishing in Lake Manchester is limited to manually powered vessels and access to the lake is difficult which limits the extent of fishing in the lake. It is expected that most of the fishers that use the lake are locals from the Brisbane and Ipswich areas.



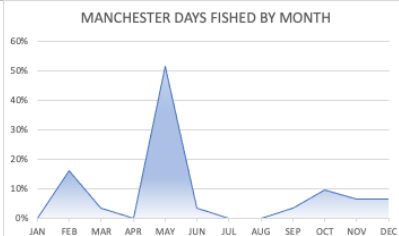
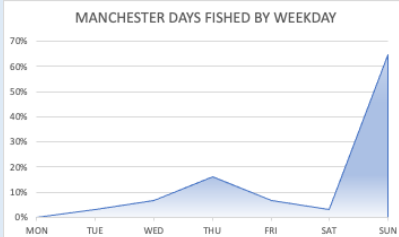
Tagging of Bass in the lake commenced in 2017 and since then there have been 241 fish tagged with 2 recaptures in the lake and 2 below the lake in the Brisbane River following the 2022 spill. There have been no recaptured reported below the lake since the spill in Mar this year.




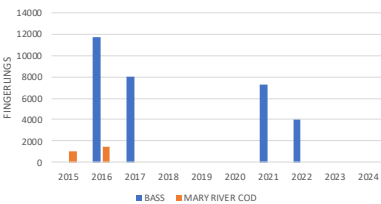
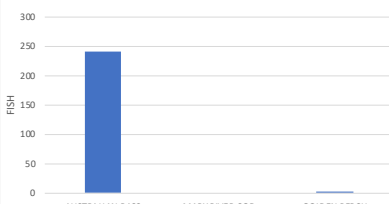
Most Bass tagged in the lake have been over legal length in each year. This may suggest that the spillage of fish from the lake is fairly low.

There have been no recordings of Mary River Cod from the lake although they were able to be tagged from 2023. It is likely that the fishing techniques used for catching Bass are less likely to catch the Cod. There have been reports that they have been caught in the lake but those catching them have been secretive.

LAKE MANCHESTER LOCATION		
	<p>Lake Manchester</p> <p>27.48°S</p> <p>152.778°E</p>	
LAKE		
<p>Lake Manchester</p> <p>Grid map</p> <p>Manchester BLM</p>	<p>Surface area</p> <p>3.2km²</p>	



FISHERS																																		
DATA RELIABILITY																																		
Sample size (days fished) Tag days (blue arrow) Recaptures (orange arrow) Confidence % Error % 2021-2025	<table><tr><th>Reliability level</th><th colspan="2">LOW</th><th colspan="2">MODERATE</th><th>MODERATE</th><th colspan="2">HIGH</th></tr><tr><th>Samples</th><td>10</td><td>41</td><td>68</td><td>271</td><td>384</td><td>664</td><td></td></tr><tr><th>Confidence</th><td></td><td>80%</td><td>80%</td><td>90%</td><td>90%</td><td>95%</td><td>99%</td></tr><tr><th>Error</th><td></td><td>20%</td><td>10%</td><td>10%</td><td>5%</td><td>5%</td><td>5%</td></tr></table> <div></div>	Reliability level	LOW		MODERATE		MODERATE	HIGH		Samples	10	41	68	271	384	664		Confidence		80%	80%	90%	90%	95%	99%	Error		20%	10%	10%	5%	5%	5%	
Reliability level	LOW		MODERATE		MODERATE	HIGH																												
Samples	10	41	68	271	384	664																												
Confidence		80%	80%	90%	90%	95%	99%																											
Error		20%	10%	10%	5%	5%	5%																											
FISHER ACTIVITY																																		
Monthly activity by taggers Days fished 2021-2025	Days fished 31 Limited days to assess activity by month BVA club trip May 2025	<div>MANCHESTER DAYS FISHED BY MONTH</div> 																																
Weekday activity by taggers Days fished 2021-2025	Days fished 31 Limited days to assess activity by weekday BVA club trip Sun	<div>MANCHESTER DAYS FISHED BY WEEKDAY</div> 																																

FISH STOCKED																																			
AUSTRALIAN BASS	MARY RIVER COD	GOLDEN PERCH																																	
																																			
STOCKED																																			
Fingerlings stocked 2015-2023	<div><div>Fingerlings</div><div><div>Bass</div><div>Mary River Cod</div><div>Golden Perch</div></div><div><div>31,000</div><div>2,500</div><div>Unknown</div></div></div>	<div><div>MANCHESTER STOCKING</div><table><caption>MANCHESTER STOCKING DATA</caption><tr><th>Year</th><th>Bass</th><th>Mary River Cod</th></tr><tr><td>2015</td><td>0</td><td>1000</td></tr><tr><td>2016</td><td>11000</td><td>1500</td></tr><tr><td>2017</td><td>8000</td><td>0</td></tr><tr><td>2018</td><td>0</td><td>0</td></tr><tr><td>2019</td><td>0</td><td>0</td></tr><tr><td>2020</td><td>0</td><td>0</td></tr><tr><td>2021</td><td>7000</td><td>0</td></tr><tr><td>2022</td><td>4000</td><td>0</td></tr><tr><td>2023</td><td>0</td><td>0</td></tr><tr><td>2024</td><td>0</td><td>0</td></tr></table></div>	Year	Bass	Mary River Cod	2015	0	1000	2016	11000	1500	2017	8000	0	2018	0	0	2019	0	0	2020	0	0	2021	7000	0	2022	4000	0	2023	0	0	2024	0	0
Year	Bass	Mary River Cod																																	
2015	0	1000																																	
2016	11000	1500																																	
2017	8000	0																																	
2018	0	0																																	
2019	0	0																																	
2020	0	0																																	
2021	7000	0																																	
2022	4000	0																																	
2023	0	0																																	
2024	0	0																																	
TAGGED																																			
Fish tagged 2016-2025	<div><div>Tagged</div><div><div>Bass</div><div>Mary River Cod</div><div>Golden Perch</div></div><div><div>241</div><div>0</div><div>1</div></div></div>	<div><div>MANCHESTER SPECIES TAGGED</div><table><caption>MANCHESTER SPECIES TAGGED DATA</caption><tr><th>Species</th><th>Fish Tagged</th></tr><tr><td>Australian Bass</td><td>241</td></tr><tr><td>Mary River Cod</td><td>0</td></tr><tr><td>Golden Perch</td><td>1</td></tr></table></div>	Species	Fish Tagged	Australian Bass	241	Mary River Cod	0	Golden Perch	1																									
Species	Fish Tagged																																		
Australian Bass	241																																		
Mary River Cod	0																																		
Golden Perch	1																																		

AUSTRALIAN BASS



DATA RELIABILITY

Sample size (fish/year)
Tagged (blue arrow)
Recaptures (orange arrow)
Confidence %
Error %
2021-2025

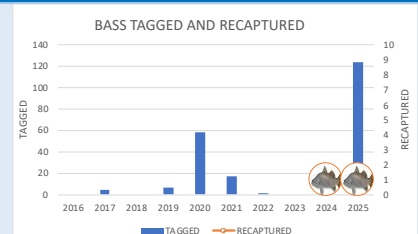
Reliability level	LOW	MODERATE	MODERATE	HIGH
Samples	10	41	68	271
Confidence	80%	80%	90%	90%
Error	20%	10%	10%	5%



TAGGED

Bass tagged
Tagged
Recaptured
2017-2025

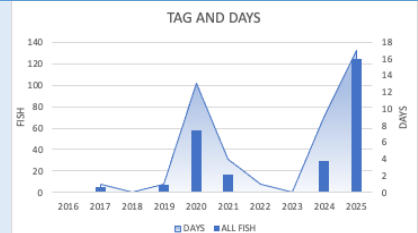
Bass tagged 241
Recaptured in lake 2
Recaptured below lake 2



EFFORT

Bass tagged
Days fished
2021-2025

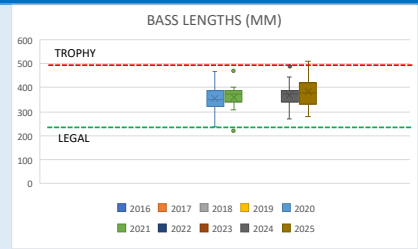
Bass tagged 171
Days fished 31



LENGTHS

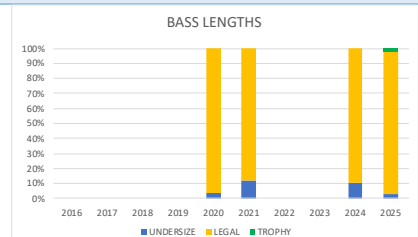
Average length (mm)
Bars show length range
Dots show outliers
2021-2025

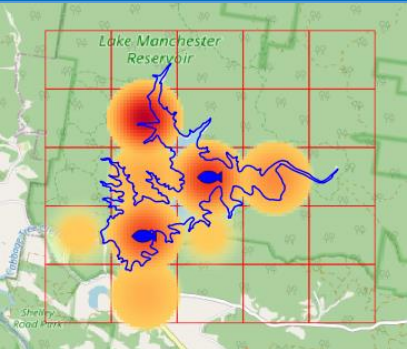
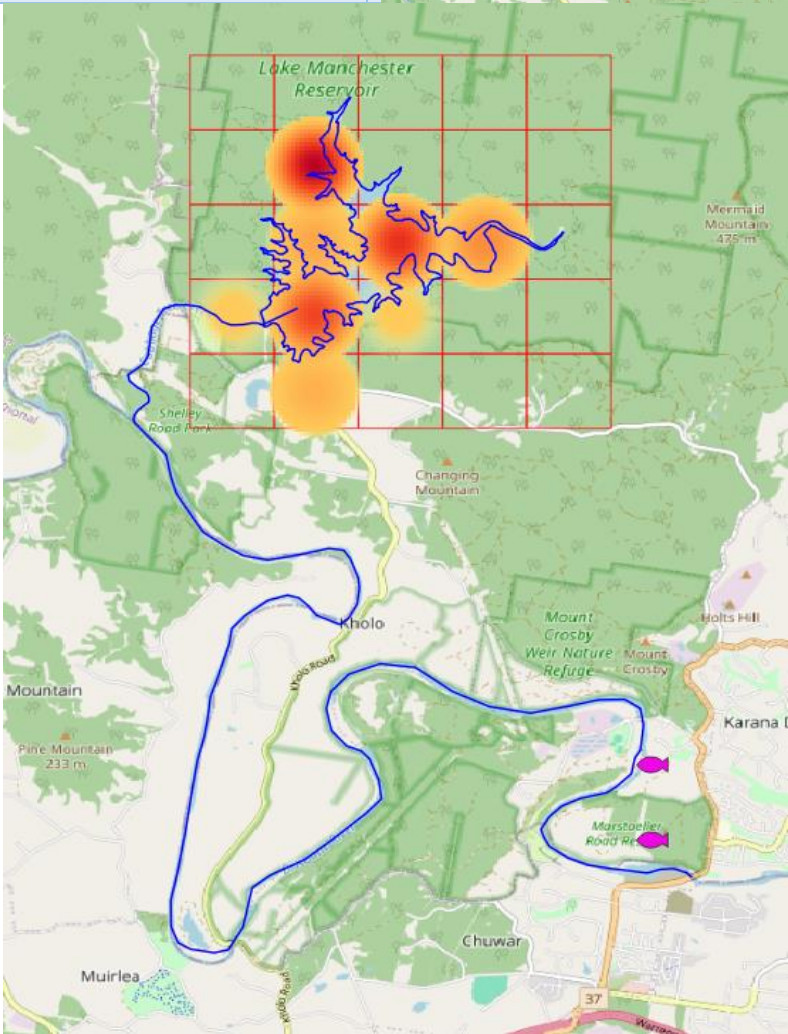
	High	Low	Now
Average length			
2024	2020	2025	
370	355	382	
Max			
2020	2021	2025	
470	470	510	

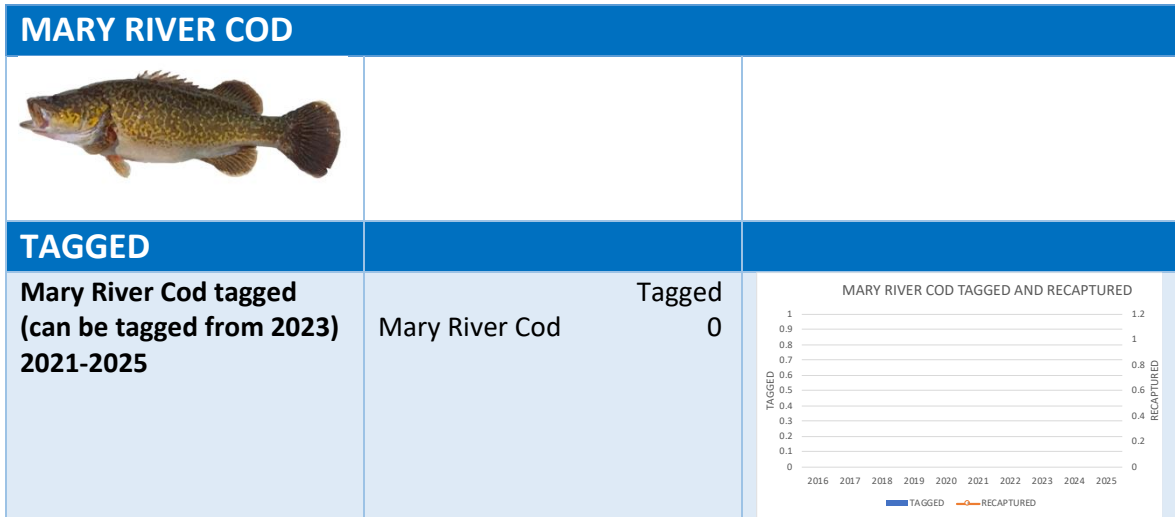


Fish lengths percentage
Undersize <300mm
Legal 300-500mm
Trophy 500+mm
2016-2025

	High	Low	Now
Legal-Trophy			
2020	2021	2025	
97%	88%	94%	
Trophy			
3 trophy fish 2025		2%	



LOCATIONS		
<p>Tagged Bass (red-orange heat map)</p> <p>Recaptured (blue fish)</p> <p>2021-2025</p>	<p>Tagged</p> <p>Recaptured</p>	<p>171</p> <p>2</p> 
<p>Recaptures below dam</p> <p>Tagged Bass (red-orange heat map) before 2022 (87)</p> <p>Recaptured fish (blue fish) after 2022 spill</p> <p>Brisbane River (2)</p> <p>2022-2025</p>		



Data sources

Data used in the Lake Manchester Crystal Bowl are:

- Tag records and recapture records for the impoundments at <http://crystalbowl.infofishaustralia.com.au/>.
- Stocked fish records from Brisbane Valley Anglers Fish Stocking Association.
- Dam level data from SEQwater at <https://www.seqwater.com.au/historic-dam-levels>.
- Rainfall records from Station 040763 Wivenhoe Dam and temperature records from Station 040004 Amberley AMO from <http://www.bom.gov.au/climate>.