



## LAKE THERESA REVIEW 2024

### INFORMATION RATING



Stocking group: Clermont Fish Stocking Group Inc

Species stocked: Barramundi, Golden Perch, Saratoga

Stocking timeframe: 2007-2016

Fish timeframe: 2013-2019

Stocking Group Facebook: <https://www.facebook.com/groups/429653063735459/about/>



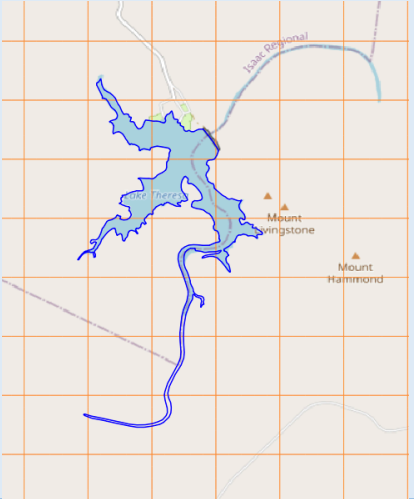
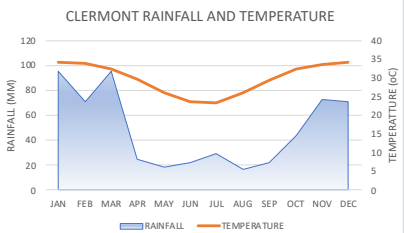
Lake Theresa is a small impoundment on Theresa Creek 20km south of Clermont. It is part of the Stocked Impoundment Permit Scheme and has been stocked with Barramundi and Golden Perch and a small number of Saratoga.




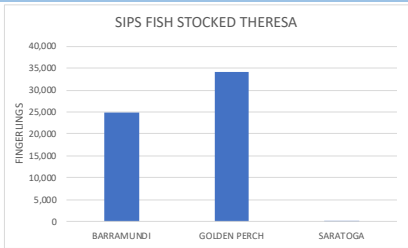
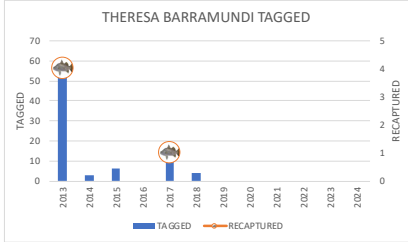
There is very little tagging data for this impoundment however there was a batch release of 848 tagged Barramundi in Nov 2007. Following this release there was a major flow in creek in 2008 and many of the fish left the impoundment. In 2008 and 2009 there were 5 of these fish recaptured in the pools below the dam wall.

In late 2009 there were 4 fish recaptured above Bedford Weir on the Mackenzie River around 220-230km downstream. Then in early 2010 the first recapture was made of a fish in the Fitzroy estuary. That was around 770km down river from where it was released. From that time a further 43 fish were recaptured in the Fitzroy estuary (750km), north along the coast to Corio Bay (850km), and south to Gladstone Harbour (835km). That is the most significant migration of tagged Barramundi recorded to date.

It was a coincidence that these fish were stocked just before the largest flow in Theresa Creek in Jan 2008 which allowed the fish to migrate from the lake and it seems likely that they made it all the way to the Fitzroy estuary on that or possibly subsequent flows.

The contribution of commercial fishers in the Fitzroy River and estuaries was important in this data collection as 86% of the estuarine recaptures were reported by commercial fishers. It also indicated that commercial fishers benefited from restocking in the Fitzroy River catchment.

LAKE THERESA		LOCATION															
																	
MEASURE	ACTUAL	GRAPH															
Lake Theresa Grid map Clermont CLT	Surface area 2.5km <sup>2</sup>																
ENVIRONMENTAL																	
Mean monthly rainfall (mm) Mean monthly air temperature (oC)	<table> <tr> <td>Rainfall</td><td>Month</td><td>mm</td></tr> <tr> <td>Max</td><td>Jan</td><td>95</td></tr> <tr> <td></td><td>Mar</td><td>95</td></tr> <tr> <td>Temp</td><td>Month</td><td>oC</td></tr> <tr> <td>Max</td><td>Nov-Feb</td><td>34</td></tr> </table>	Rainfall	Month	mm	Max	Jan	95		Mar	95	Temp	Month	oC	Max	Nov-Feb	34	
Rainfall	Month	mm															
Max	Jan	95															
	Mar	95															
Temp	Month	oC															
Max	Nov-Feb	34															

FISH	ACTUAL	GRAPH or MAP																																																												
BARRAMUNDI																																																														
																																																														
STOCKING																																																														
Fish stocked 2007-2016	<table><tr><td>Year</td><td>Fingerlings</td></tr><tr><td>2007</td><td></td></tr><tr><td>Barramundi (tagged)</td><td>848</td></tr><tr><td>2009-2016</td><td></td></tr><tr><td>Barramundi</td><td>24875</td></tr><tr><td>Golden Perch</td><td>34147</td></tr><tr><td>Saratoga</td><td>47</td></tr></table>	Year	Fingerlings	2007		Barramundi (tagged)	848	2009-2016		Barramundi	24875	Golden Perch	34147	Saratoga	47	<div><p>SIPS FISH STOCKED THERESA</p><table><thead><tr><th>FISH</th><th>FINGERLINGS</th></tr></thead><tbody><tr><td>BARRAMUNDI</td><td>24,875</td></tr><tr><td>GOLDEN PERCH</td><td>34,147</td></tr><tr><td>SARATOGA</td><td>47</td></tr></tbody></table></div>	FISH	FINGERLINGS	BARRAMUNDI	24,875	GOLDEN PERCH	34,147	SARATOGA	47																																						
Year	Fingerlings																																																													
2007																																																														
Barramundi (tagged)	848																																																													
2009-2016																																																														
Barramundi	24875																																																													
Golden Perch	34147																																																													
Saratoga	47																																																													
FISH	FINGERLINGS																																																													
BARRAMUNDI	24,875																																																													
GOLDEN PERCH	34,147																																																													
SARATOGA	47																																																													
TAGGED																																																														
Fish tagged All fish tagged and recaptured below dam wall 2013-2024	<table><tr><td>Year</td><td>Tagged</td><td>Recaps</td></tr><tr><td>2013</td><td>59</td><td>4</td></tr><tr><td>2014</td><td>3</td><td></td></tr><tr><td>2015</td><td>6</td><td></td></tr><tr><td>2017</td><td>19</td><td>1</td></tr><tr><td>2018</td><td>4</td><td></td></tr><tr><td>Total</td><td>91</td><td>5</td></tr></table>	Year	Tagged	Recaps	2013	59	4	2014	3		2015	6		2017	19	1	2018	4		Total	91	5	<div><p>THERESA BARRAMUNDI TAGGED</p><table><thead><tr><th>Year</th><th>TAGGED</th><th>RECAPTURED</th></tr></thead><tbody><tr><td>2013</td><td>59</td><td>4</td></tr><tr><td>2014</td><td>3</td><td>0</td></tr><tr><td>2015</td><td>6</td><td>0</td></tr><tr><td>2016</td><td>0</td><td>0</td></tr><tr><td>2017</td><td>19</td><td>1</td></tr><tr><td>2018</td><td>4</td><td>0</td></tr><tr><td>2019</td><td>0</td><td>0</td></tr><tr><td>2020</td><td>0</td><td>0</td></tr><tr><td>2021</td><td>0</td><td>0</td></tr><tr><td>2022</td><td>0</td><td>0</td></tr><tr><td>2023</td><td>0</td><td>0</td></tr><tr><td>2024</td><td>0</td><td>0</td></tr></tbody></table></div>	Year	TAGGED	RECAPTURED	2013	59	4	2014	3	0	2015	6	0	2016	0	0	2017	19	1	2018	4	0	2019	0	0	2020	0	0	2021	0	0	2022	0	0	2023	0	0	2024	0	0
Year	Tagged	Recaps																																																												
2013	59	4																																																												
2014	3																																																													
2015	6																																																													
2017	19	1																																																												
2018	4																																																													
Total	91	5																																																												
Year	TAGGED	RECAPTURED																																																												
2013	59	4																																																												
2014	3	0																																																												
2015	6	0																																																												
2016	0	0																																																												
2017	19	1																																																												
2018	4	0																																																												
2019	0	0																																																												
2020	0	0																																																												
2021	0	0																																																												
2022	0	0																																																												
2023	0	0																																																												
2024	0	0																																																												

## BATCH RELEASE TAGGED BARRAMUND 2007

### TAGGED

**Batch release tagged  
Barramundi  
Nov 2007**

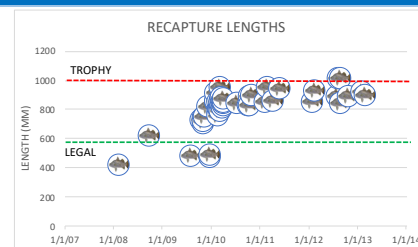
Barramundi tagged  
848  
Recaptured  
55 (6.5%)

No lengths recorded when fish  
released  
Estimated 200-350mm

### RECAPTURE LENGTHS

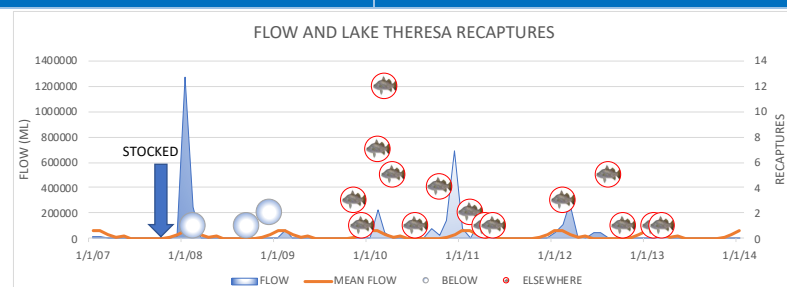
**Fish recaptured from  
batch release  
Barramundi  
Nov 2007**

Barramundi tagged  
848  
Recaptured in lake  
2 (0.2%)  
Recaptures below dam wall  
5 (0.6%)  
Recaptures elsewhere  
48 (5.7%)



### FLOW AND RECAPTURE TIMELINE

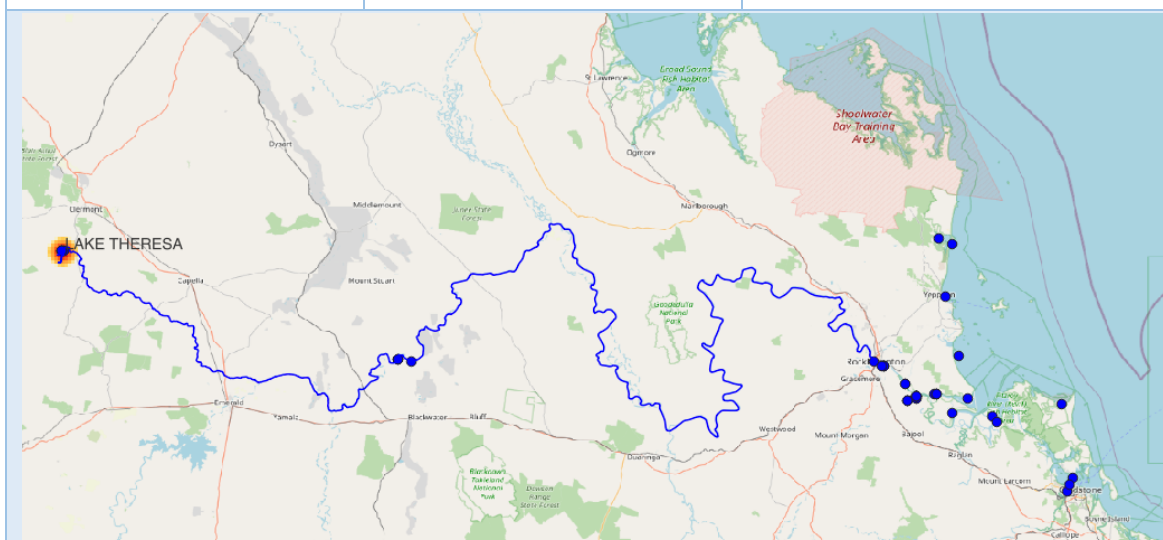
**Recaptures from batch  
release of tagged fish  
Nov 2007**  
**Below dam wall**  
**4 fish Feb 08-Dec 09**  
**Elsewhere**  
**48 fish Nov 09-Mar 13**

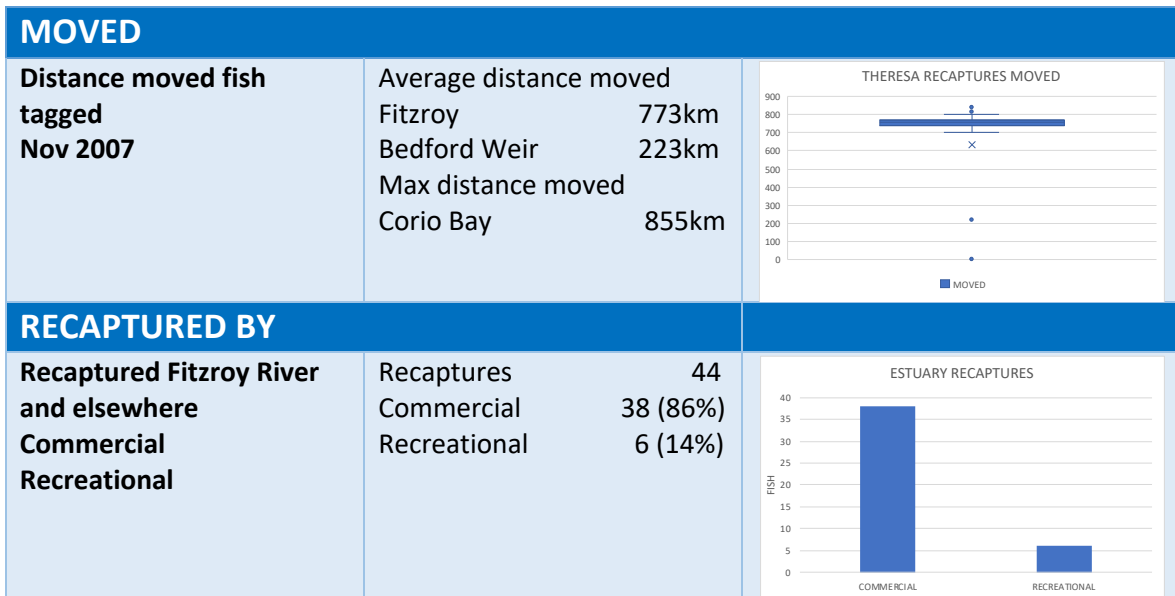


### LOCATIONS

**Locations**  
**Recaptures of tagged fish  
from 2007 release in lake**

Recaptured elsewhere  
Nov 2009-Mar 2013  
Recaptures  
48 (5.7%)





## DATA SOURCES

Data used in the Lake Theresa stocked Barramundi Crystal Bowl:

- Tag records and recapture records at <http://crystalbowl.infofishaustralia.com.au/>.
- Rainfall and temperature records from station 035124 Clermont Airport from <http://www.bom.gov.au/climate/data/>.
- Stocked fish records from <https://www.data.qld.gov.au/dataset/queensland-freshwater-fish-stocking-records/>.